






Compression Firing				HI-TEK VALVE&FITTING	
No.	Part No.	Description	Size	Picture	
375	HI-375	Comp. Sleeve	1/8" Comp.		
376	HI-376	Comp. Sleeve	5/32" Comp.		
377	HI-377	Comp. Sleeve	3/16" Comp.		
378	HI-378	Comp. Sleeve	1/4" Comp.		
379	HI-379	Comp. Sleeve	5/16" Comp.		
380	HI-380	Comp. Sleeve	3/8" Comp.		
381	HI-381	Comp. Sleeve	7/16" Comp.		
382	HI-382	Comp. Sleeve	1/2" Comp.		
383	HI-383	Comp. Sleeve	5/8" Comp.		
384	HI-384	Comp. Sleeve	3/4" Comp.		
385	HI-385	Comp. Sleeve	7/8" Comp.		
386	HI-386	Comp. Nut	1/8" Comp.		
387	HI-387	Comp. Nut	5/32" Comp.		
388	HI-388	Comp. Nut	3/16" Comp.		
389	HI-389	Comp. Nut	1/4" Comp.		
390	HI-390	Comp. Nut	5/16" Comp.		
391	HI-391	Comp. Nut	3/8" Comp.		
392	HI-392	Comp. Nut	7/16" Comp.		
393	HI-393	Comp. Nut	1/2" Comp.		
394	HI-394	Comp. Nut	5/8" Comp.		
395	HI-395	Comp. Nut	3/4" Comp.		
397	HI-397	Comp. Nut - Long	1/8" Comp.		
398	HI-398	Comp. Nut - Long	3/16" Comp.		
399	HI-399	Comp. Nut - Long	1/4" Comp.		
400	HI-400	Comp. Nut - Long	5/16" Comp.		
401	HI-401	Comp. Nut - Long	3/8" Comp.		
402	HI-402	Comp. Nut - Long	7/16" Comp.		
403	HI-403	Comp. Nut - Long	1/2" Comp.		
404	HI-404	Comp. Nut - Long	5/8" Comp.		
405	HI-405	Comp. Nut - Long	3/4" Comp.		
406	HI-406	Comp. Cap	1/4" Comp.		
407	HI-407	Comp. Cap	3/8" Comp.		
408	HI-408	Comp. Cap	1/2" Comp.		
409	HI-409	Comp. Cap	5/8" Comp.		
410	HI-410	Captive Brass Sleeve & Nut - Comp.	1/8" Comp.		
411	HI-411	Captive Brass Sleeve & Nut - Comp.	1/4" Comp.		
412	HI-412	Captive Brass Sleeve & Nut - Comp.	3/8" Comp.		
413	HI-413	Captive Brass Sleeve & Nut - Comp.	1/2" Comp.		
414	HI-414	Captive Brass Sleeve & Nut - Comp.	3/4" Comp.		

No.	Part No.	Description	Size	Picture	
415	HI-415	Comp. In-Line Sleeve	1/8" Comp.		
416	HI-416	Comp. In-Line Sleeve	3/16" Comp.		
417	HI-417	Comp. In-Line Sleeve	1/4" Comp.		
418	HI-418	Comp. In-Line Sleeve	5/16" Comp.		
419	HI-419	Comp. In-Line Sleeve	3/8" Comp.		
420	HI-420	Comp. In-Line Sleeve	7/16" Comp.		
421	HI-421	Comp. In-Line Sleeve	1/2" Comp.		
422	HI-422	Comp. In-Line Sleeve	5/8" Comp.		
423	HI-423	Comp. Union	1/8" Comp.		
424	HI-424	Comp. Union	5/32" Comp.		
425	HI-425	Comp. Union	3/16" Comp.		
426	HI-426	Comp. Union	1/4" Comp.		
427	HI-427	Comp. Union	5/16" Comp.		
428	HI-428	Comp. Union	3/8" Comp.		
429	HI-429	Comp. Union	7/16" Comp.		
430	HI-430	Comp. Union	1/2" Comp.		
431	HI-431	Comp. Union	5/8" Comp.		
432	HI-432	Comp. Union	3/4" Comp.		
433	HI-433	Comp. Union	7/8" Comp.		
434	HI-434	Comp. Union - Reducing	3/16" Comp. x 1/8" Comp.		
435	HI-435	Comp. Union - Reducing	1/4" Comp. x 1/8" Comp.		
436	HI-436	Comp. Union - Reducing	1/4" Comp. x 3/16" Comp.		
437	HI-437	Comp. Union - Reducing	5/16" Comp. x 1/4" Comp.		
438	HI-438	Comp. Union - Reducing	3/8" Comp. x 1/4" Comp.		
439	HI-439	Comp. Union - Reducing	3/8" Comp. x 5/16" Comp.		
440	HI-440	Comp. Union - Reducing	1/2" Comp. x 3/8" Comp.		
441	HI-441	Comp. Union - Reducing	5/8" Comp. x 3/8" Comp.		
442	HI-442	Comp. Union - Reducing	5/8" Comp. x 1/2" Comp.		
443	HI-443	Comp. Union Tee - Forged	1/8" Comp. All Ends		
444	HI-444	Comp. Union Tee - Forged	3/16" Comp. All Ends		
445	HI-445	Comp. Union Tee - Forged	1/4" Comp. All Ends		
446	HI-446	Comp. Union Tee - Forged	5/16" Comp. All Ends		
447	HI-447	Comp. Union Tee - Forged	3/8" Comp. All Ends		
448	HI-448	Comp. Union Tee - Forged	7/16" Comp. All Ends		
449	HI-449	Comp. Union Tee - Forged	1/2" Comp. All Ends		
450	HI-450	Comp. Union Tee - Forged	5/8" Comp. All Ends		
451	HI-451	Comp. Union Tee - Forged	3/4" Comp. All Ends		
452	HI-452	Comp. Union Tee - Forged	7/8" Comp. All Ends		
453	HI-453	Comp. Union Tee	1/8" Comp. All Ends		
454	HI-454	Comp. Union Tee	3/16" Comp. All Ends		
455	HI-455	Comp. Union Tee	1/4" Comp. All Ends		
456	HI-456	Comp. Union Tee	5/16" Comp. All Ends		
457	HI-457	Comp. Union Tee	3/8" Comp. All Ends		
458	HI-458	Comp. Union Tee	7/16" Comp. All Ends		
459	HI-459	Comp. Union Tee	1/2" Comp. All Ends		
460	HI-460	Comp. Union Tee	5/8" Comp. All Ends		
461	HI-461	Comp. Union Tee	3/4" Comp. All Ends		
462	HI-462	Comp. Union Tee	7/8" Comp. All Ends		

No.	Part No.	Description	Size	Picture	
463	HI463	90o Union Elbow - Comp. (Forged)	1/8" Comp.		
464	HI454	90o Union Elbow - Comp. (Forged)	3/16" Comp.		
465	HI445	90o Union Elbow - Comp. (Forged)	1/4" Comp.		
466	HI436	90o Union Elbow - Comp. (Forged)	3/8" Comp.		
467	HI427	90o Union Elbow - Comp. (Forged)	1/2" Comp.		
468	HI418	90o Union Elbow - Comp. (Forged)	5/8" Comp.		
469	HI409	90o Union Elbow - Comp. (Forged)	3/4" Comp.		
470	HI400	90o Union Elbow - Comp.	1/8" Comp.		
471	HI391	90o Union Elbow - Comp.	3/16" Comp.		
472	HI382	90o Union Elbow - Comp.	1/4" Comp.		
473	HI373	90o Union Elbow - Comp.	3/8" Comp.		
474	HI364	90o Union Elbow - Comp.	1/2" Comp.		
475	HI355	90o Union Elbow - Comp.	5/8" Comp.		
476	HI346	90o Union Elbow - Comp.	3/4" Comp.		
477	HI337	90o Union Elbow - Comp.	7/8" Comp.		
478	HI328	90o Union Elbow - Comp.	1" Comp.		
479	HI319	Comp. Female Connector	1/8" Comp. x 1/16" FPT		
480	HI310	Comp. Female Connector	1/8" Comp. x 1/8" FPT		
481	HI301	Comp. Female Connector	3/16" Comp. x 1/8" FPT		
482	HI292	Comp. Female Connector	3/16" Comp. x 1/4" FPT		
483	HI283	Comp. Female Connector	1/4" Comp. x 1/8" FPT		
484	HI274	Comp. Female Connector	1/4" Comp. x 1/4" FPT		
485	HI265	Comp. Female Connector	1/4" Comp. x 3/8" FPT		
486	HI256	Comp. Female Connector	1/4" Comp. x 1/2" FPT		
487	HI247	Comp. Female Connector	5/16" Comp. x 1/8" FPT		
488	HI238	Comp. Female Connector	5/16" Comp. x 1/4" FPT		
489	HI229	Comp. Female Connector	3/8" Comp. x 1/8" FPT		
490	HI220	Comp. Female Connector	3/8" Comp. x 1/4" FPT		
491	HI211	Comp. Female Connector	3/8" Comp. x 3/8" FPT		
492	HI202	Comp. Female Connector	3/8" Comp. x 1/2" FPT		
493	HI193	Comp. Female Connector	3/8" Comp. x 3/4" FPT		
494	HI184	Comp. Female Connector	7/16" Comp. x 1/8" FPT		
495	HI175	Comp. Female Connector	1/2" Comp. x 1/4" FPT		
496	HI166	Comp. Female Connector	1/2" Comp. x 3/8" FPT		
497	HI157	Comp. Female Connector	1/2" Comp. x 1/2" FPT		
498	HI148	Comp. Female Connector	1/2" Comp. x 3/4" FPT		
499	HI139	Comp. Female Connector	5/8" Comp. x 3/8" FPT		
500	HI130	Comp. Female Connector	5/8" Comp. x 1/2" FPT		
501	HI121	Comp. Female Connector	5/8" Comp. x 3/4" FPT		
502	HI112	Comp. Female Connector	3/4" Comp. x 1/2" FPT		
503	HI103	Comp. Female Connector	3/4" Comp. x 3/4" FPT		
504	HI94	Comp. Female Connector	7/8" Comp. x 3/4" FPT		
505	HI85	Comp. Female Connector	3/8" Comp. x 3/8" FPT		
506	HI76	Comp. Female Connector - (Slip-Thru Tank Style)	3/8" Comp. x 1/2" FPT		
507	HI67	Comp. Female Connector - (Slip-Thru Tank Style)	1/2" Comp. x 3/8" FPT		
508	HI58	Comp. Female Connector - (Slip-Thru Tank Style)	1/2" Comp. x 1/2" FPT		
509	HI49	Comp. Female Connector - (Slip-Thru Tank Style)	5/8" Comp. x 1/2" FPT		

No.	Part No.	Description	Size	Picture
511	HI511	Conversion - Comp.	3/8" Female Comp. x 1/4" Male Comp.	
512	HI512	Conversion - Comp.	1/2" Female Comp. x 3/8" Male Comp.	
513	HI513	Comp. Male Connector	1/8" Comp. x 1/16" MPT	
514	HI514	Comp. Male Connector	1/8" Comp. x 1/8" MPT	
515	HI515	Comp. Male Connector	3/16" Comp. x 1/8" MPT	
516	HI516	Comp. Male Connector	3/16" Comp. x 1/4" MPT	
517	HI517	Comp. Male Connector	1/4" Comp. x 1/8" MPT	
518	HI518	Comp. Male Connector	1/4" Comp. x 1/4" MPT	
519	HI519	Comp. Male Connector	1/4" Comp. x 3/8" MPT	
520	HI520	Comp. Male Connector	1/4" Comp. x 1/2" MPT	
521	HI521	Comp. Male Connector	5/16" Comp. x 1/8" MPT	
522	HI522	Comp. Male Connector	5/16" Comp. x 1/4" MPT	
523	HI523	Comp. Male Connector	5/16" Comp. x 3/8" MPT	
524	HI524	Comp. Male Connector	5/16" Comp. x 1/2" MPT	
525	HI525	Comp. Male Connector	3/8" Comp. x 1/8" MPT	
526	HI526	Comp. Male Connector	3/8" Comp. x 1/4" MPT	
527	HI527	Comp. Male Connector	3/8" Comp. x 3/8" FPT	
528	HI528	Comp. Male Connector	3/8" Comp. x 1/2" FPT	
529	HI529	Comp. Male Connector	3/8" Comp. x 3/4" FPT	
530	HI530	Comp. Male Connector	7/16" Comp. x 1/4" MPT	
531	HI531	Comp. Male Connector	7/16" Comp. x 3/8" MPT	
532	HI532	Comp. Male Connector	1/2" Comp. x 1/4" MPT	
533	HI533	Comp. Male Connector	1/2" Comp. x 3/8" MPT	
534	HI534	Comp. Male Connector	1/2" Comp. x 1/2" MPT	
535	HI535	Comp. Male Connector	1/2" Comp. x 3/4" MPT	
536	HI536	Comp. Male Connector	5/8" Comp. x 3/8" MPT	
537	HI537	Comp. Male Connector	5/8" Comp. x 1/2" MPT	
538	HI538	Comp. Male Connector	5/8" Comp. x 3/4" MPT	
539	HI539	Comp. Male Connector	3/4" Comp. x 1/2" MPT	
540	HI540	Comp. Male Connector	3/4" Comp. x 3/4" MPT	
541	HI541	Comp. Male Connector	7/8" Comp. x 1/2" MPT	
542	HI542	Comp. Male Connector	7/8" Comp. x 3/4" MPT	
543	HI543	Comp. Male Connector	1" Comp. x 3/4" MPT	
544	HI544	Comp. Male Connector	1" Comp. x 1" MPT	
545	HI545	Comp. Male Connector - (Slip-Thru Tank style	1/4" Comp. x 1/4" MPT	
546	HI546	Comp. Male Connector - (Slip-Thru Tank style	3/8" Comp. x 3/8" MPT	
547	HI547	Comp. Male Connector - (Slip-Thru Tank style	3/8" Comp. x 1/2" MPT	
548	HI548	Comp. Male Connector - (Slip-Thru Tank style	1/2" Comp. x 1/2" MPT	
549	HI549	Comp. Male Connector - (Slip-Thru Tank style	5/8" Comp. x 1/2" MPT	
550	HI550	Comp. Male Connector - (Slip-Thru Tank style	5/8" Comp. x 3/4" MPT	

No.	Part No.	Description	Size	Picture
551	HI551	90o Male Elbow - Comp.	1/8" Comp. x 1/16" MPT	
552	HI552	90o Male Elbow - Comp.	1/8" Comp. x 1/8" MPT	
553	HI553	90o Male Elbow - Comp.	3/16" Comp. x 1/8" MPT	
554	HI554	90o Male Elbow - Comp.	3/16" Comp. x 1/4" MPT	
555	HI555	90o Male Elbow - Comp.	1/4" Comp. x 1/8" MPT	
556	HI556	90o Male Elbow - Comp.	1/4" Comp. x 1/4" MPT	
557	HI557	90o Male Elbow - Comp.	1/4" Comp. x 3/8" MPT	
558	HI558	90o Male Elbow - Comp.	1/4" Comp. x 1/2" MPT	
559	HI559	90o Male Elbow - Comp.	5/16" Comp. x 1/8" MPT	
560	HI560	90o Male Elbow - Comp.	5/16" Comp. x 1/4" MPT	
561	HI561	90o Male Elbow - Comp.	5/16" Comp. x 3/8" MPT	
562	HI562	90o Male Elbow - Comp.	5/16" Comp. x 1/2" MPT	
563	HI563	90o Male Elbow - Comp.	3/8" Comp. x 1/8" MPT	
564	HI564	90o Male Elbow - Comp.	3/8" Comp. x 1/4" MPT	
565	HI565	90o Male Elbow - Comp.	3/8" Comp. x 3/8" FPT	
566	HI566	90o Male Elbow - Comp.	3/8" Comp. x 1/2" FPT	
567	HI567	90o Male Elbow - Comp.	3/8" Comp. x 3/4" FPT	
568	HI568	90o Male Elbow - Comp.	7/16" Comp. x 1/4" MPT	
569	HI569	90o Male Elbow - Comp.	7/16" Comp. x 3/8" MPT	
570	HI570	90o Male Elbow - Comp.	1/2" Comp. x 1/4" MPT	
571	HI571	90o Male Elbow - Comp.	1/2" Comp. x 3/8" MPT	
572	HI572	90o Male Elbow - Comp.	1/2" Comp. x 1/2" MPT	
573	HI573	90o Male Elbow - Comp.	1/2" Comp. x 3/4" MPT	
574	HI574	90o Male Elbow - Comp.	5/8" Comp. x 3/8" MPT	
575	HI575	90o Male Elbow - Comp.	5/8" Comp. x 1/2" MPT	
576	HI576	90o Male Elbow - Comp.	5/8" Comp. x 3/4" MPT	
577	HI577	90o Male Elbow - Comp.	3/4" Comp. x 1/2" MPT	
578	HI578	90o Male Elbow - Comp.	3/4" Comp. x 3/4" MPT	
579	HI579	90o Male Elbow - Comp.	7/8" Comp. x 1/2" MPT	
580	HI580	90o Male Elbow - Comp.	7/8" Comp. x 3/4" MPT	
581	HI581	90o Male Elbow - Comp.	1" Comp. x 3/4" MPT	
582	HI582	90o Male Elbow - Comp.	1" Comp. x 1" MPT	
583	HI583	90o Male Elbow - Comp. (Forged)	1/4" Comp. x 1/2" MPT	
584	HI584	90o Male Elbow - Comp. (Forged)	3/8" Comp. x 1/8" MPT	
585	HI585	90o Male Elbow - Comp. (Forged)	3/8" Comp. x 3/8" MPT	
586	HI586	90o Male Elbow - Comp. (Forged)	3/8" Comp. x 1/2" MPT	
587	HI587	90o Male Elbow - Comp. (Forged)	7/16" Comp. x 3/8" MPT	
588	HI588	90o Male Elbow - Comp. (Forged)	1/2" Comp. x 1/8" MPT	
589	HI589	90o Male Elbow - Comp. (Forged)	1/2" Comp. x 1/2" MPT	
590	HI590	90o Male Elbow - Comp. (Forged)	1/2" Comp. x 3/4" MPT	
591	HI591	90o Male Elbow - Comp. (Forged)	5/8" Comp. x 3/8" MPT	
592	HI592	90o Male Elbow - Comp. (Forged)	5/8" Comp. x 1/2" MPT	
593	HI593	90o Male Elbow - Comp. (Forged)	3/4" Comp. x 3/8" MPT	
594	HI594	90o Male Elbow - Comp. (Forged)	3/4" Comp. x 1/2" MPT	
595	HI595	90o Male Elbow - Comp. (Forged)	3/4" Comp. x 3/4" MPT	

No.	Part No.	Description	Size	Picture
596	HI596	90o Female Elbow - Comp.	1/8" Comp. x 1/8" FPT	
597	HI597	90o Female Elbow - Comp.	1/8" Comp. x 3/8" FPT	
598	HI598	90o Female Elbow - Comp.	3/16" Comp. x 1/8" FPT	
599	HI599	90o Female Elbow - Comp.	1/4" Comp. x 1/8" FPT	
600	HI600	90o Female Elbow - Comp.	1/4" Comp. x 1/4" FPT	
601	HI601	90o Female Elbow - Comp.	1/4" Comp. x 3/8" FPT	
602	HI602	90o Female Elbow - Comp.	1/4" Comp. x 1/2" FPT	
603	HI603	90o Female Elbow - Comp.	5/16" Comp. x 1/8" FPT	
604	HI604	90o Female Elbow - Comp.	5/16" Comp. x 1/4" FPT	
605	HI605	90o Female Elbow - Comp.	3/8" Comp. x 1/8" FPT	
606	HI606	90o Female Elbow - Comp.	3/8" Comp. x 1/4" FPT	
607	HI607	90o Female Elbow - Comp.	3/8" Comp. x 3/8" FPT	
608	HI608	90o Female Elbow - Comp.	3/8" Comp. x 1/2" FPT	
609	HI609	90o Female Elbow - Comp.	3/8" Comp. x 3/4" FPT	
610	HI610	90o Female Elbow - Comp.	1/2" Comp. x 1/4" FPT	
611	HI611	90o Female Elbow - Comp.	1/2" Comp. x 3/8" FPT	
612	HI612	90o Female Elbow - Comp.	1/2" Comp. x 1/2" FPT	
613	HI613	90o Female Elbow - Comp.	1/2" Comp. x 3/4" FPT	
614	HI614	90o Female Elbow - Comp.	5/8" Comp. x 1/2" FPT	
615	HI615	90o Female Elbow - Comp.	3/4" Comp. x 1/2" FPT	
616	HI616	90o Female Elbow - Comp. (Forged)	3/8" Comp. x 1/8" FPT	
617	HI617	90o Female Elbow - Comp. (Forged)	3/8" Comp. x 1/4" FPT	
618	HI618	90o Female Elbow - Comp. Body Only	3/8" Comp. x 1/8" FPT	
619	HI619	90o Female Elbow - Comp. Body Only	3/8" Comp. x 1/4" FPT	
620	HI620	Comp. Male Run Tee - Forged	1/8" Comp. x 1/8" MPT x 1/8" Comp.	
621	HI621	Comp. Male Run Tee - Forged	3/16" Comp. x 1/8" MPT x 3/16" Comp.	
622	HI622	Comp. Male Run Tee - Forged	1/4" Comp. x 1/8" MPT x 1/4" Comp.	
623	HI623	Comp. Male Run Tee - Forged	1/4" Comp. x 1/4" MPT x 1/4" Comp.	
624	HI624	Comp. Male Run Tee - Forged	5/16" Comp. x 1/8" MPT x 5/16" Comp.	
625	HI625	Comp. Male Run Tee - Forged	5/16" Comp. x 1/4" MPT x 5/16" Comp.	
626	HI626	Comp. Male Run Tee - Forged	3/8" Comp. x 1/8" MPT x 3/8" Comp.	
627	HI627	Comp. Male Run Tee - Forged	3/8" Comp. x 1/4" MPT x 3/8" Comp.	
628	HI628	Comp. Male Run Tee - Forged	3/8" Comp. x 3/8" MPT x 3/8" Comp.	
629	HI629	Comp. Male Run Tee - Forged	1/2" Comp. x 3/8" MPT x 1/2" Comp.	
630	HI630	Comp. Male Run Tee - Forged	1/2" Comp. x 1/2" MPT x 1/2" Comp.	
631	HI631	Comp. Male Run Tee - Forged	5/8" Comp. x 1/2" MPT x 5/8" Comp.	
632	HI632	Comp. Male Run Tee - Forged	3/4" Comp. x 1/2" MPT x 3/4" Comp.	

No.	Part No.	Description	Size	Picture	
633		Comp. Male Branch Tee - Forged	1/8" Comp. x 1/8" MPT x 1/8" Comp.		
634		Comp. Male Branch Tee - Forged	3/16" Comp. x 1/8" MPT x 3/16" Comp.		
635		Comp. Male Branch Tee - Forged	1/4" Comp. x 1/8" MPT x 1/4" Comp.		
636		Comp. Male Branch Tee - Forged	1/4" Comp. x 1/4" MPT x 1/4" Comp.		
637		Comp. Male Branch Tee - Forged	5/16" Comp. x 1/8" MPT x 5/16" Comp.		
638		Comp. Male Branch Tee - Forged	5/16" Comp. x 1/4" MPT x 5/16" Comp.		
639		Comp. Male Branch Tee - Forged	3/8" Comp. x 1/8" MPT x 3/8" Comp.		
640		Comp. Male Branch Tee - Forged	3/8" Comp. x 1/4" MPT x 3/8" Comp.		
641		Comp. Male Branch Tee - Forged	3/8" Comp. x 3/8" MPT x 3/8" Comp.		
642		Comp. Male Branch Tee - Forged	1/2" Comp. x 3/8" MPT x 1/2" Comp.		
643		Comp. Male Branch Tee - Forged	1/2" Comp. x 1/2" MPT x 1/2" Comp.		
644		Comp. Male Branch Tee - Forged	5/8" Comp. x 1/2" MPT x 5/8" Comp.		
645		Comp. Male Branch Tee - Forged	3/4" Comp. x 1/2" MPT x 3/4" Comp.		
646		Comp. Street Tee - Body Only	1/8" FPT x 1/8" MPT x 3/16" Comp.		
647		Comp. Street Tee - Body Only	3/16" FPT x 3/16" MPT x 1/8" Comp.		
648		Comp. Street Tee - Body Only	1/4" FPT x 1/4" MPT x 1/8" Comp.		
649		Comp. Street Tee - Body Only	1/4" FPT x 1/4" MPT x 1/4" Comp.		
650		Comp. Street Tee - Body Only	5/16" FPT x 5/16" MPT x 1/4" Comp.		
651		Comp. Street Tee - Body Only	3/8" FPT x 3/8" MPT x 1/4" Comp.		
652		Bulkhead Union - Comp.	1/4" Tube		
653		Bulkhead Union - Comp.	5/16" Tube		
654		Bulkhead Union - Comp.	3/8" Tube		
655		Bulkhead Union - Comp.	1/2" Tube		
656		Pilot Line Nut - Comp.	1/4" Tube		